



AP-300/AP-S200



Quick Start Guide

After reading this document, keep it in a safe place along with the warranty certificate. Be sure to read the "Safety Precautions" in the separate "READ THIS!" sheet, and use the product correctly.

Included Accessories

- Piano Stand with 3 Pedals
 - Music Stand
 - Headphones Hook (AP-300 only)
 - AC adaptor (AD-E24250LW)
 - Power cord
 - Wireless MIDI & audio adaptor
- Leaflets
 - READ THIS! Sheet
 - Assembly Procedure for Piano Stand with 3 Pedals Sheet
 - Other (Warranty, etc.)

Items included as accessories are subject to change without notice.

Separately Available Accessories

You can get information about accessories that are separately available for this product from your retailer or from the CASIO website.

Please refer to the website below for more detailed operating instructions and product information, including the **USER'S GUIDE, Dedicated App (CASIO MUSIC SPACE) download, Song Book, etc.**

AP-300



<https://support.casio.com/global/en/emi/manual/AP-300/>

AP-S200

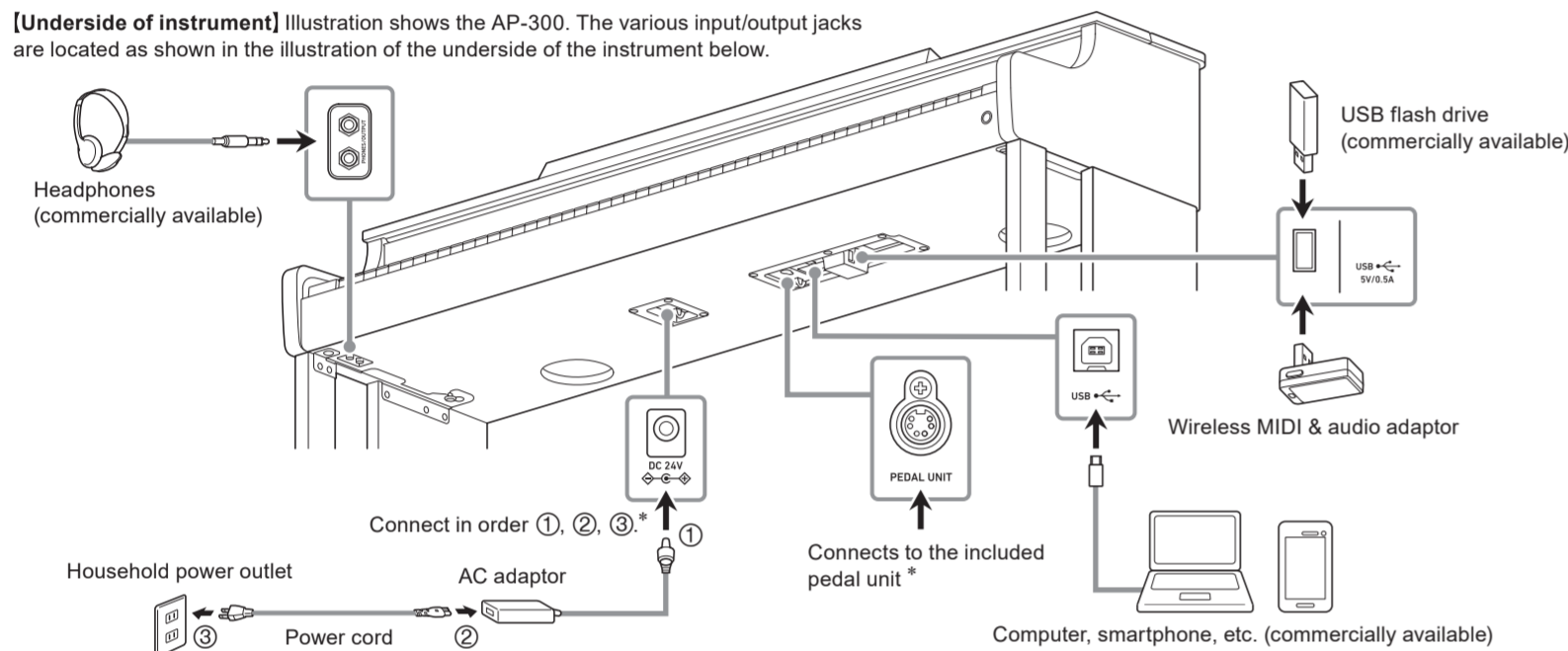


<https://support.casio.com/global/en/emi/manual/AP-S200/>

Preparation

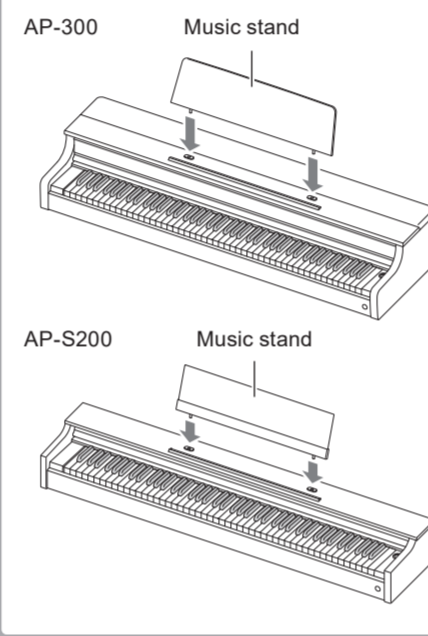
Ensure this Digital Piano is turned off before plugging in or unplugging any devices.

[Underside of instrument] Illustration shows the AP-300. The various input/output jacks are located as shown in the illustration of the underside of the instrument below.



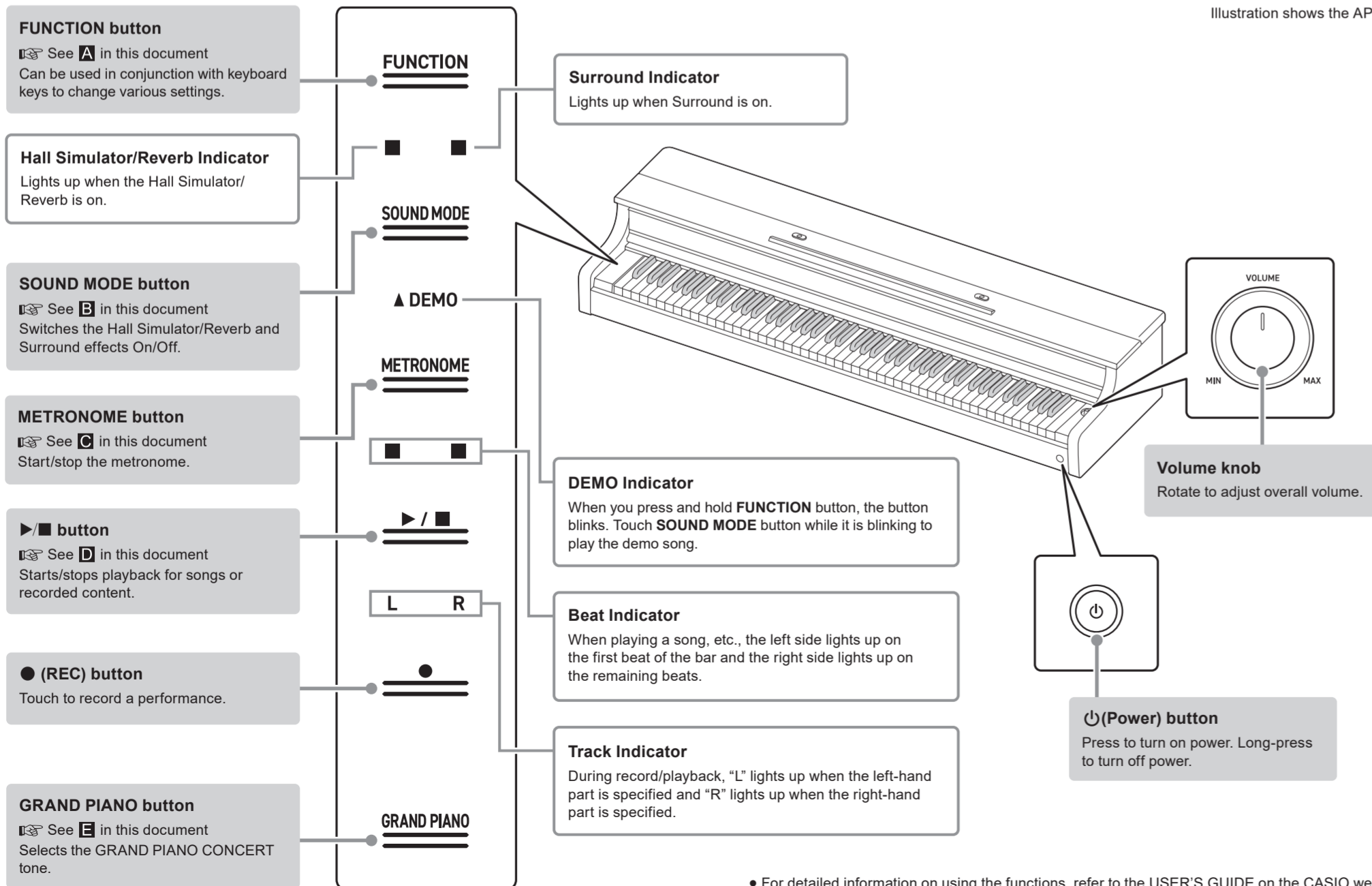
*Please refer to the separate leaflets for how to assemble the included stand and connect the pedal unit and AC adaptor to the instrument.

Preparing the Music Stand



General Guide

After 15 seconds of no operation, the left panel turn off. When the panel is touched, the buttons light up. You can change the number of seconds until the button lights switch off (or have them not turn off at all). For details, see "Panel Lights Off Setting" in the "Additional Functions" section on the right.



• For detailed information on using the functions, refer to the USER'S GUIDE on the CASIO website.

Basic Settings Such as Tuning

FUNCTION

- Select a key while holding down the **FUNCTION** button.
- If you press a key while changing a setting, the number of times the notification tone sounds varies according to the value set and the sequence.
- When you disable a setting, a low tone sounds.

USB Flash Drive		Duet		Mixer		Recorder		Tuning		MIDI settings		(off/Weak/Normal/Strong)		(off/5s/15s/30s/60s/120s)	
A0	Auto Power Off (disable/enable)	F1	Connection Notification Tone Volume (-)	F1	Save MRF	F1	Audio Recorder	B4	A-tuning (442.0Hz)	F8	Keyboard Channel (-)	E7	Speaker Out (disable/enable/Auto)	B7	Notification Tone Volume (+)
B0	Wireless Audio Pairing	F2	Connection Notification Tone Volume (+)	F2	Load SMF/MRF	F2	Audio Recorder with MIDI playback	B5	A-tuning (-4.1Hz)	F9	Keyboard Channel (+)	E8	Headphone Mode (off/on)	B8	Notification Tone Volume (-)
B1	Wireless Function off/on	F3	Execution	F3	Save MRF	F3	MIDI Recorder	B6	A-tuning (440.0Hz)	F10	Local Control (off/on)	E9	Volume Sync Equalizer	B9	Panel Light setting
C1	Wireless Function off/on	F4	*Delete Connection History	F4	*Delete SMF/MRF/Audio	F4	Audio Recorder	B7	A-tuning (+1.1Hz)	F11	Touch Button Luminosity (1/2)	F1	Volume Sync Equalizer	C8	Panel Lock (disable/enable/Auto)
D1	Wireless Function off/on	F5	*Format	F5	*Save SMF	F5	MIDI Recorder	B8	A-tuning (-1.1Hz)	F12	Keyboard Channel (+)	F2	Volume Sync Equalizer	D8	Notification Tone set selection (1/2/3)
E1	Wireless Function off/on	F6	*Factory Reset	F6	*Delete SMF/MRF/Audio	F6	Keyboard Volume (-)	B9	A-tuning (440.0Hz)	F13	Keyboard Channel (-)	F3	Volume Sync Equalizer	E8	Notification Tone Volume (+)
F1	Wireless Function off/on	F7	*Factory Reset	F7	*Delete SMF/MRF/Audio	F7	MIDI Song Volume (-)	C0	Stretch tuning (off/on)	F14	Local Control (off/on)	F4	Volume Sync Equalizer	F7	Notification Tone Volume (-)
G1	Wireless Function off/on	F8	*Factory Reset	F8	*Delete SMF/MRF/Audio	F8	Audio Song Volume (-)	C1	Scale Tuning Selection	F15	Local Control (off/on)	F5	Volume Sync Equalizer	G7	Panel Light setting
A2	Wireless Function off/on	F9	*Factory Reset	F9	*Delete SMF/MRF/Audio	F9	Wireless Audio Volume (-)	C2	Scale Tuning Selection	F16	Local Control (off/on)	F6	Volume Sync Equalizer	A7	Auto Resume (disable/enable)
B2	Wireless Function off/on	F10	*Factory Reset	F10	*Delete SMF/MRF/Audio	F10	Wireless Audio Volume (+)	C3	Scale Tuning Selection	F17	Local Control (off/on)	F7	Volume Sync Equalizer	B7	Auto Resume (disable/enable)
C2	Wireless Function off/on	F11	*Factory Reset	F11	*Delete SMF/MRF/Audio	F11	Audio Song Volume (+)	C4	Scale Tuning Selection	F18	Local Control (off/on)	F8	Volume Sync Equalizer	C7	Power On Alert (disable/enable)
D2	Wireless Function off/on	F12	*Factory Reset	F12	*Delete SMF/MRF/Audio	F12	MIDI Song Volume (+)	C5	Scale Tuning Selection	F19	Local Control (off/on)	F9	Volume Sync Equalizer	D7	Power On Alert (disable/enable)
E2	Wireless Function off/on	F13	*Factory Reset	F13	*Delete SMF/MRF/Audio	F13	Keyboard Volume (+)	C6	Scale Tuning Selection	F20	Local Control (off/on)	F10	Volume Sync Equalizer	E7	Power On Alert (disable/enable)
F2	Wireless Function off/on	F14	*Factory Reset	F14	*Delete SMF/MRF/Audio	F14	MIDI Song Volume (-)	C7	Scale Tuning Selection	F21	Local Control (off/on)	F11	Volume Sync Equalizer	F7	Power On Alert (disable/enable)
G2	Wireless Function off/on	F15	*Factory Reset	F15	*Delete SMF/MRF/Audio	F15	Audio Song Volume (-)	C8	Scale Tuning Selection	F22	Local Control (off/on)	F12	Volume Sync Equalizer	G7	Power On Alert (disable/enable)
A3	Wireless Function off/on	F16	*Factory Reset	F16	*Delete SMF/MRF/Audio	F16	Wireless Audio Volume (-)	C9	Scale Tuning Selection	F23	Local Control (off/on)	F13	Volume Sync Equalizer	A7	Auto Resume (disable/enable)
B3	Wireless Function off/on	F17	*Factory Reset	F17	*Delete SMF/MRF/Audio	F17	Wireless Audio Volume (+)	C10	Scale Tuning Selection	F24	Local Control (off/on)	F14	Volume Sync Equalizer	B7	Auto Resume (disable/enable)
C3	Wireless Function off/on	F18	*Factory Reset	F18	*Delete SMF/MRF/Audio	F18	Audio Song Volume (+)	C11	Scale Tuning Selection	F25	Local Control (off/on)	F15	Volume Sync Equalizer	C7	Power On Alert (disable/enable)
D3	Wireless Function off/on	F19	*Factory Reset	F19	*Delete SMF/MRF/Audio	F19	MIDI Song Volume (+)	C12	Scale Tuning Selection	F26	Local Control (off/on)	F16	Volume Sync Equalizer	D7	Power On Alert (disable/enable)
E3	Wireless Function off/on	F20	*Factory Reset	F20	*Delete SMF/MRF/Audio	F20	Keyboard Volume (-)	C13	Scale Tuning Selection	F27	Local Control (off/on)	F17	Volume Sync Equalizer	E7	Power On Alert (disable/enable)
F3	Wireless Function off/on	F21	*Factory Reset	F21	*Delete SMF/MRF/Audio	F21	MIDI Song Volume (-)	C14	Scale Tuning Selection	F28	Local Control (off/on)	F18	Volume Sync Equalizer	F7	Power On Alert (disable/enable)
G3	Wireless Function off/on	F22	*Factory Reset	F22	*Delete SMF/MRF/Audio	F22	Audio Song Volume (-)	C15	Scale Tuning Selection	F29	Local Control (off/on)	F19	Volume Sync Equalizer	G7	Power On Alert (disable/enable)
A4	Wireless Function off/on	F23	*Factory Reset	F23	*Delete SMF/MRF/Audio	F23	Wireless Audio Volume (-)	C16	Scale Tuning Selection	F30	Local Control (off/on)	F20	Volume Sync Equalizer	A7	Auto Resume (disable/enable)
B4	Wireless Function off/on	F24	*Factory Reset	F24	*Delete SMF/MRF/Audio	F24	Wireless Audio Volume (+)	C17	Scale Tuning Selection	F31	Local Control (off/on)	F21	Volume Sync Equalizer	B7	Auto Resume (disable/enable)
C4	Wireless Function off/on	F25	*Factory Reset	F25	*Delete SMF/MRF/Audio	F25	Audio Song Volume (+)	C18	Scale Tuning Selection	F32	Local Control (off/on)	F22	Volume Sync Equalizer	C7	Power On Alert (disable/enable)
D4	Wireless Function off/on	F26	*Factory Reset	F26	*Delete SMF/MRF/Audio	F26	MIDI Song Volume (+)	C19	Scale Tuning Selection	F33	Local Control (off/on)	F23	Volume Sync Equalizer	D7	Power On Alert (disable/enable)
E4	Wireless Function off/on	F27	*Factory Reset	F27	*Delete SMF/MRF/Audio	F27	Keyboard Volume (+)	C20	Scale Tuning Selection	F34	Local Control (off/on)	F24	Volume Sync Equalizer	E7	Power On Alert (disable/enable)
F4	Wireless Function off/on	F28	*Factory Reset	F28	*Delete SMF/MRF/Audio	F28	MIDI Song Volume (-)	C21	Scale Tuning Selection	F35	Local Control (off/on)	F25	Volume Sync Equalizer	F7	Power On Alert (disable/enable)
G4	Wireless Function off/on	F29	*Factory Reset	F29	*Delete SMF/MRF/Audio	F29	Audio Song Volume (-)	C22	Scale Tuning Selection	F36	Local Control (off/on)	F26	Volume Sync Equalizer	G7	Power On Alert (disable/enable)
A5	Wireless Function off/on	F30	*Factory Reset	F30	*Delete SMF/MRF/Audio	F30	Wireless Audio Volume (-)	C23	Scale Tuning Selection	F37	Local Control (off/on)	F27	Volume Sync Equalizer	A7	Auto Resume (disable/enable)
B5	Wireless Function off/on	F31	*Factory Reset	F31	*Delete SMF/MRF/Audio	F31	Wireless Audio Volume (+)	C24	Scale Tuning Selection	F38	Local Control (off/on)	F28	Volume Sync Equalizer	B7	Auto Resume (disable/enable)
C5	Wireless Function off/on	F32	*Factory Reset	F32	*Delete SMF/MRF/Audio	F32	Audio Song Volume (+)	C25	Scale Tuning Selection	F39	Local Control (off/on)	F29	Volume Sync Equalizer	C7	Power On Alert (disable/enable)
D5	Wireless Function off/on	F33	*Factory Reset	F33	*Delete SMF/MRF/Audio	F33	MIDI Song Volume (+)	C26	Scale Tuning Selection	F40	Local Control (off/on)	F30	Volume Sync Equalizer	D7	Power On Alert (disable/enable)
E5	Wireless Function off/on	F34	*Factory Reset	F34	*Delete SMF/MRF/Audio	F34	Keyboard Volume (-)	C27	Scale Tuning Selection	F41	Local Control (off/on)	F31	Volume Sync Equalizer	E7	Power On Alert (disable/enable)
F5	Wireless Function off/on	F35	*Factory Reset	F35	*Delete SMF/MRF/Audio	F35	MIDI Song Volume (-)	C28	Scale Tuning Selection	F42	Local Control (off/on)	F32	Volume Sync Equalizer	F7	Power On Alert (disable/enable)
G5	Wireless Function off/on	F36	*Factory Reset	F36	*Delete SMF/MRF/Audio	F36	Audio Song Volume (-)	C29	Scale Tuning Selection	F43	Local Control (off/on)	F33	Volume Sync Equalizer	G7	Power On Alert (disable/enable)
A6	Wireless Function off/on	F37	*Factory Reset	F37	*Delete SMF/MRF/Audio	F37	Wireless Audio Volume (-)	C30	Scale Tuning Selection	F44	Local Control (off/on)	F34	Volume Sync Equalizer	A7	Auto Resume (disable/enable)
B6	Wireless Function off/on	F38	*Factory Reset	F38	*Delete SMF/MRF/Audio	F38	Wireless Audio Volume (+)	C31	Scale Tuning Selection	F45	Local Control (off/on)	F35	Volume Sync Equalizer	B7	Auto Resume (disable/enable)
C6	Wireless Function off/on	F39	*Factory Reset	F39	*Delete SMF/MRF/Audio	F39	Audio Song Volume (+)	C32	Scale Tuning Selection	F46	Local Control (off/on)	F36	Volume Sync Equalizer	C7	Power On Alert (disable/enable)
D6	Wireless Function off/on	F40	*Factory Reset	F40	*Delete SMF/MRF/Audio	F40	MIDI Song Volume (+)	C33	Scale Tuning Selection	F47	Local Control (off/on)	F37	Volume Sync Equalizer	D7	Power On Alert (disable/enable)
E6	Wireless Function off/on	F41	*Factory Reset	F41	*Delete SMF/MRF/Audio	F41	Keyboard Volume (+)	C34	Scale Tuning Selection	F48	Local Control (off/on)	F38	Volume Sync Equalizer	E7	Power On Alert (disable/enable)
F6	Wireless Function off/on	F42	*Factory Reset	F42	*Delete SMF/MRF/Audio	F42	MIDI Song Volume (-)	C35	Scale Tuning Selection	F49	Local Control (off/on)	F39	Volume Sync Equalizer	F7	Power On Alert (disable/enable)
G6	Wireless Function off/on	F43	*Factory Reset	F43	*Delete SMF/MRF/Audio	F43	Audio Song Volume (-)	C36	Scale Tuning Selection	F50	Local Control (off/on)	F40	Volume Sync Equalizer	G7	Power On Alert (disable/enable)
A7	Wireless Function off/on	F44	*Factory Reset	F44	*Delete SMF/MRF/Audio	F44	Wireless Audio Volume (-)	C37	Scale Tuning Selection	F51	Local Control (off/on)	F41	Volume Sync Equalizer	A7	Auto Resume (disable/enable)
B7	Wireless Function off/on	F45	*Factory Reset	F45	*Delete SMF/MRF/Audio	F45	Wireless Audio Volume (+)	C38	Scale Tuning Selection	F52	Local Control (off/on)	F42	Volume Sync Equalizer	B7	Auto Resume (disable/enable)
C7	Wireless Function off/on	F46	*Factory Reset	F46	*Delete SMF/MRF/Audio	F46	Audio Song Volume (+)	C39	Scale Tuning Selection	F53	Local Control (off/on)	F43	Volume Sync Equalizer	C7	Power On Alert (disable/enable)
D7	Wireless Function off/on	F47	*Factory Reset	F47	*Delete SMF/MRF/Audio	F47	MIDI Song Volume (+)	C40	Scale Tuning Selection	F54	Local Control (off/on)	F44	Volume Sync Equalizer	D7	Power On Alert (disable/enable)
E7	Wireless Function off/on	F48	*Factory Reset	F48	*Delete SMF/MRF/Audio	F48	Keyboard Volume (-)	C41	Scale Tuning Selection	F55	Local Control (off/on)	F45	Volume Sync Equalizer	E7	Power On Alert (disable/enable)
F7	Wireless Function off/on	F49	*Factory Reset	F49	*Delete SMF/MRF/Audio	F49	MIDI Song Volume (-)	C42	Scale Tuning Selection	F56	Local Control (off/on)	F46	Volume Sync Equalizer	F7	Power On Alert (disable/enable)
G7	Wireless Function off/on	F50	*Factory Reset	F50	*Delete SMF/MRF/Audio	F50	Audio Song Volume (-)	C43	Scale Tuning Selection	F57	Local Control (off/on)	F47	Volume Sync Equalizer	G7	Power On Alert (disable/enable)
A8	Wireless Function off/on	F51	*Factory Reset	F51	*Delete SMF/MRF/Audio	F51	Wireless Audio Volume (-)	C44	Scale Tuning Selection	F58	Local Control (off/on)	F48	Volume Sync Equalizer	A7	Auto Resume (disable/enable)
B8	Wireless Function off/on	F52	*Factory Reset	F52	*Delete SMF/MRF/Audio	F52	Wireless Audio Volume (+)	C45	Scale Tuning Selection	F59	Local Control (off/on)	F49	Volume Sync Equalizer	B7	Auto Resume (disable/enable)
C8	Wireless Function off/on	F53	*Factory Reset	F53	*Delete SMF/MRF/Audio	F53	Audio Song Volume (+)	C46	Scale Tuning Selection	F60	Local Control (off/on)	F50	Volume Sync Equalizer	C7	Power On Alert (disable/enable)
D8	Wireless Function off/on	F54	*Factory Reset	F54	*Delete SMF/MRF/Audio	F54	MIDI Song Volume (+)	C47	Scale Tuning Selection	F61	Local Control (off/on)	F51	Volume Sync Equalizer	D7	Power On Alert (disable/enable)
E8	Wireless Function off/on	F55	*Factory Reset	F55	*Delete SMF/MRF/Audio	F55	Keyboard Volume (+)	C48	Scale Tuning Selection	F62	Local Control (off/on)	F52	Volume Sync Equalizer	E7	Power On Alert (disable/enable)
F8	Wireless Function off/on	F56	*Factory Reset	F56	*Delete SMF/MRF/Audio	F56	MIDI Song Volume (-)	C49	Scale Tuning Selection	F63	Local Control (off/on)	F53	Volume Sync Equalizer	F7	Power On Alert (disable/enable)
G8	Wireless Function off/on	F57	*Factory Reset	F57	*Delete SMF/MRF/Audio	F57	Audio Song Volume (-)	C50	Scale Tuning Selection	F64	Local Control (off/on)	F54	Volume Sync Equalizer	G7	Power On Alert (disable/enable)
A9	Wireless Function off/on	F58	*Factory Reset	F58	*Delete SMF/MRF/Audio	F58	Wireless Audio Volume (-)	C51	Scale Tuning Selection	F65	Local Control (off/on)	F55	Volume Sync Equalizer	A7	Auto Resume (disable/enable)
B9	Wireless Function off/on	F59	*Factory Reset	F59	*Delete SMF/MRF/Audio	F59	Wireless Audio Volume (+)	C52	Scale Tuning Selection	F66	Local Control (off/on)	F56	Volume Sync Equalizer	B7	Auto Resume (disable/enable)
C9	Wireless Function off/on	F60	*Factory Reset	F60	*Delete SMF/MRF/Audio	F60	Audio Song Volume (+)	C53	Scale Tuning Selection	F67	Local Control (off/on)	F57	Volume Sync Equalizer	C7	Power On Alert (disable/enable)
D9	Wireless Function off/on	F61	*Factory Reset	F61	*Delete SMF/MRF/Audio	F61	MIDI Song Volume (+)	C54	Scale Tuning Selection	F68	Local Control (off/on)	F58	Volume Sync Equalizer	D7	Power On Alert (disable/enable)
E9	Wireless Function off/on	F62	*Factory Reset	F62	*Delete SMF/MRF/Audio	F62	Keyboard Volume (-)	C55	Scale Tuning Selection	F69	Local Control (off/on)	F59	Volume Sync Equalizer	E7	Power On Alert (disable/enable)
F9	Wireless Function off/on	F63	*Factory Reset	F63	*Delete SMF/MRF/Audio	F63	MIDI Song Volume (-)	C56	Scale Tuning Selection	F70	Local Control (off/on)	F60	Volume Sync Equalizer	F7	Power On Alert (disable/enable)
G9	Wireless Function off/on	F64	*Factory Reset	F64	*Delete SMF/MRF/Audio	F64	Audio Song Volume (-)	C57	Scale Tuning Selection	F71	Local Control (off/on)	F61	Volume Sync Equalizer	G7	Power On Alert (disable/enable)
A10	Wireless Function off/on	F65	*Factory Reset	F65											

