



## 使用说明书

## 产品介绍

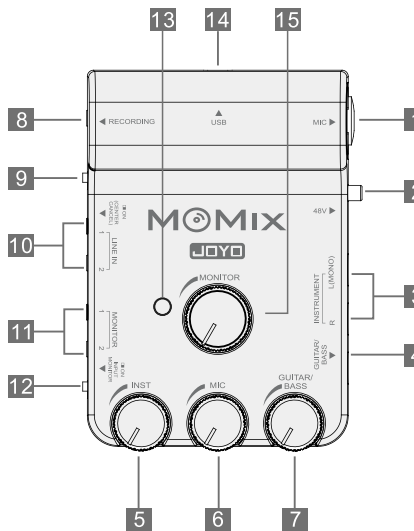
MOMIX是一款给移动设备使用的录音直播混音器,支持多种音源同时混合输入,您可以连接麦克风、吉他、键盘或电鼓等乐器、还有两个立体声线性输入接口来连接您的多媒体设备。只需在MOMIX上简单地设置好合适的乐器和人声音量,将耳机或音箱接入MOMIX,以此来获得基础的监听效果。

当您在创作音乐或想使用吉他效果器APP时,可以打开GarageBand或其他同类型的音乐制作应用程序和MOMIX一同使用, MOMIX同样也支持网络直播歌手唱歌表演,打开MOMIX上的中央消除功能(CENTER CANCEL)可降低回放的歌曲中原有的人声音量,让您的声音成为主角。

当您有音画同步的需求时,它能将生成的立体声音频直接输出至您的智能手机上, MOMIX能满足音乐创作爱好者创作音乐,网络直播播主弹唱/演唱K歌,乐手录制演奏视频,它带来了新时代的音乐表演更多的方便性和丰富性!

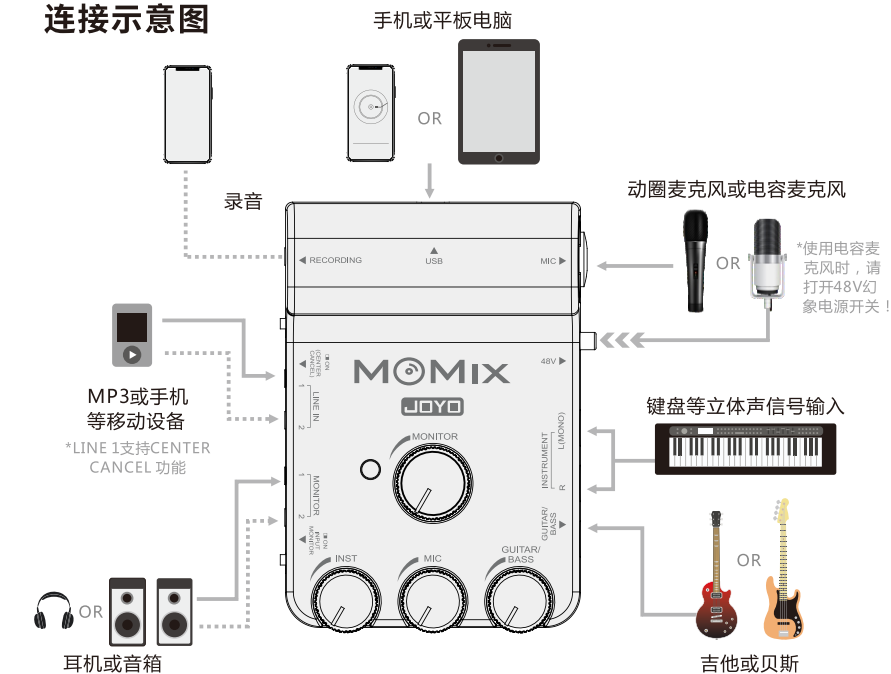


## 面板介绍



1. MIC通道---XLR和6.35mm二合一接口,用于连接麦克风。
2. 48V幻象电源开关按钮---按下后为话筒的XLR接口供电,此时面板LED灯呈蓝色常亮状态。(当接入电容麦克风时,请按下打开此开关。)
3. INSTRUMENT通道---6.35mm立体声接口(L+R组合),用于连接键盘/电鼓等乐器。
4. GUITAR/BASS通道---6.35mm单声道接口,用于连接电吉他/电贝斯等乐器。
5. INST音量旋钮---控制键盘/电鼓等乐器的输入音量。
6. MIC音量旋钮---控制麦克风的输入音量。
7. GUITAR/BASS音量旋钮---控制吉他/贝斯的输入音量。
8. RECORDING---可通过4 pin/3.5mm音频线连接至手机的耳机插口进行录音或直播。
9. CENTER CANCEL---中央消除功能,降低LINE IN 1回放歌曲中的人声音量。
10. LINE 1/LINE 2---立体声线性设备输入接口,可连接MP3/MP4或鼓节奏机>(\*LINE1支持CENTER CANCEL功能, LINE2不支持!)
11. MONITOR 1/MONITOR 2---立体声输出接口,可连接耳机或音箱进行音乐监听。
12. INPUT MONITOR开关:当开启后您可同时监听到干湿两声,关闭时您只能听到湿声。
13. LED---蓝色常亮代表48V供电工作,绿色常亮为48V供电关闭,红色闪烁或常亮代表输入信号已过载。
14. USB接口---用于MOMIX与手机和电脑的连接。
15. MONITOR---耳机监听音量控制。

## 连接示意图



## 技术参数

尺寸: 124mm×91mm×34mm  
重量: 0.149KG  
电源: USB type-C 5V  
电流消耗: 50mA  
音频取样: 48KHz/16bit

输入接口阻抗及灵敏度  
话筒: 2.2KΩ -45dBV  
吉他: 1MΩ -20dBV  
INSTRUMENT: 10KΩ -10dBV  
LINE IN: 10KΩ -10dBV  
输出接口电平 MONITOR: 0dBV

## 配件清单

USB TYPE-C 数据线-----x1

### 卓乐产品服务政策

一、在正常使用产品过程中,如果产品出现非人为损坏的性能故障,自购买之日起,消费者享有保修服务,保修期为12个月。  
二、有下列情况之一者,消费者不能享受保修权益。  
1、人为损坏; 2、超过保修期; 3、无保修卡及有效发票,但能够证明产品在保修期内的除外; 4、保修卡与产品型号不符,或保修卡被涂改; 5、未按说明书要求使用、维护、保养而造成产品损坏; 6、未经卓乐公司授权,擅自拆卸、维修产品、或浸水、摔坏产品; 7、其他不可抗力造成的损坏。  
三、卓乐服务信息  
消费者服务热线: 0755-29765390  
更多信息请访问: www.joyochina.cn



### 卓乐产品保修卡

产品型号	姓名	SN号码	购机日期
用户信息	电话		
	地址		
	发票号码		
销售单位信息	名称(加盖公章)		
	地址		
	电话		

品牌: JOYO

名称: 移动直播混音器

执行标准:

制造商: 深圳市卓乐科技有限公司

地址: 广东省深圳市宝安区28区新安三路陆氏工业大厦2楼 邮编: 518133

售后服务热线: 0755-29765390

### 产品合格证

检验结论: 合格  
检验员号: QC 01  
日期: \_\_\_\_\_



## Owner's manual

### INTRODUCTION

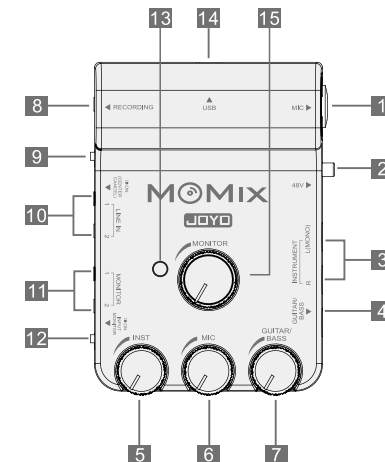
MOMIX is a mixer for portable device's recording & live streaming, you can connect it to microphone, guitars, keyboard, electronic drum sets and more, and 2 stereo line-level input Jacks for your multi-media equipments. Just set up the instruments and vocal volume of the MOMIX properly, connect the headphone or amp to it, and it can monitor well.

When you're composing songs or want to use guitar effects pedal APP, just turn on GarageBand or similar types of software, and use it with MOMIX, besides, MOMIX is suitable for singing and live streaming, just turn on MOMIX's CENTER CANCEL function and reduce the original vocal volume of playback music, making your vocal prominent.

If you need audio-to-video synchronization, MOMIX can output the stereo audio to your smartphone in real time, it's perfect for composing songs, live streamer's instrumental performance/karaoke, musicians' recording performances, making the present music performance much more convenient and versatile!



### Panel



**1. MIC channel:** 2 in 1 Jack for XLR and 6.35mm, used to connect to the Mic.

**2. 48V phantom power switch button:** Press this button and it starts supplying power to Mic's XLR Jack, now the panel's LED is in blue. (Please press this switch when connects to condenser microphone.)

**3. INSTRUMENT channel:** 6.35mm Stereo Jack(L+R combo), used to connect to the keyboard/electronic drum sets, etc.

**4. GUITAR/BASS Channel:** 6.35mm Mono Jack, used to connect to electric guitar/electric bass and more.

**5. INST Volume knob:** Controls the Input Volume of keyboard/electronic drum sets and more.

**6. MIC Volume knob:** Controls Mic's Input Volume.

**7. GUITAR/BASS Volume knob:** Controls the Input Volume of GUITAR/BASS.

**8. RECORDING:** You can record or live stream by connecting the 4 pin/3.5mm audio cable to the smartphone's headphone Jack.

**9. CENTER CANCEL:** CENTER CANCEL function, reducing the vocal volume of LINE IN 1's playback music.

**10. LINE 1/LINE 2:** Stereo line-level device's Input Jack, can connect to MP3/MP4 or drum machine. (\*LINE 1 supports CENTER CANCEL function, while LINE 2 doesn't!)

**11. MONITOR 1/MONITOR 2:** Stereo Output Jack, can monitor music by connecting to the headphones or amps.

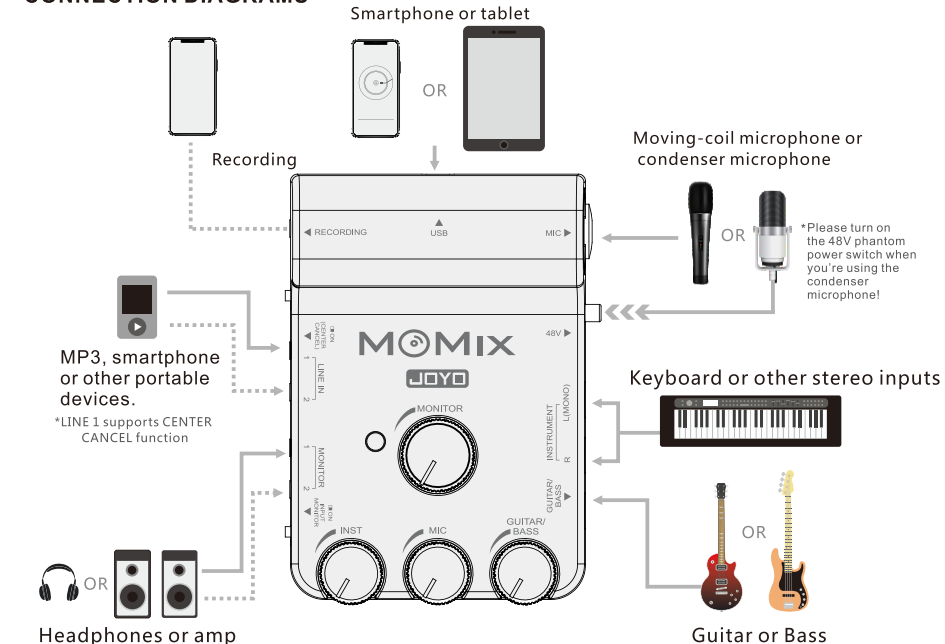
**12. INPUT MONITOR button:** You can monitor both the dry sound and wet sound once it's turned on, you can only hear the wet sound once it's turned off.

**13. LED:** 48V is supplying power when the LED is in blue, 48V is not supplying power when the LED is in green, the input signal has overdriven when the red LED is flickering.

**14. USB PORT:** can connect MOMIX to smartphone and PC.

**15. MONITOR:** Headphone monitor volume control.

### CONNECTION DIAGRAMS



### SPECIFICATIONS

Dimensions: : 124mm×91mm×34mm  
Weight:0.149KG  
Power:USB type-C 5V  
Current Consumption : 50mA  
Audio Resolution Sampling: 48KHz/16bit

#### Input Impedance and sensitivity

Mic : 2.2KΩ -45dBV  
Guitar : 1MΩ -20dBV  
INSTRUMENT: 10KΩ -10dBV  
LINE IN : 10KΩ -10dBV  
Output Level: MONITOR : 0dBV

### Accessories

USB Type-C™ cable----x1

#### JOYO TECHNOLOGY CO., LTD

Address:2/F, Lushi Industry Building, 28th District, Bao'an, Shenzhen, 518133 China.

www.joyoaudio.com

Email:info@joyoaudio.com

Tel: 0086-755-29765381